

BEADWORLD WINTER 2020 CLASS SCHEDULE

JANUARY

FEBRUARY

MARCH

LOOM
BEADING




MACRAMÉ



THE
ALTERED
KEY



UPCYCLED
TIN
EARRINGS



REGISTER ONLINE AT
BEADWORLDNW.EVENTBRITE.COM

BEADING CLASSES



Basic Beadstringing

Learn how to make beaded jewelry in this fun beginner class!

Familiarize yourself with stringing materials, findings and bead tools to create beautiful necklaces and bracelets that last.

Instructor: Trish Barnes **\$30.00**

January 10 Friday 6:00 - 9:00

February 9 Sunday 12:30 - 3:30

March 14 Saturday 6:00 - 9:00



Beginning Macramé

A fun project for all ages, macramé bracelets bring beads and knots together for endless variation.

In this class you will learn the basics of macramé, weave a bracelet of your design, and learn different ways to finish your macramé projects, including the effortless sliding knot.

Instructor: Trish Barnes **\$35.00**

February 2 Sunday 2:30 - 5:30

March 6 Friday 6:00 - 9:00



Boho Braided Charm Bracelet

Braid and bead these beautiful, bohemian bracelets! Quick to make, endlessly adaptable and small enough to tuck in a carry-on, this is the perfect project to take with you on trips.

Makes a great gift for men, women and kids!

Instructor: Christina Bengtson **\$30.00**

March 13 Friday 6:00 - 9:00

BEADING CLASSES 2

Original Wrap Bracelet

A classic look that makes a great gift, the wrap bracelet is one of our most popular designs.

In this class you'll learn to stitch up this fabulous and fashionable bracelet with our on-loom method.

Faster than using a clipboard, our custom jig set-up also maintains tension, prevents thread breakage and keeps beads in line.

Instructor: Trish Barnes **\$45.00***

***Class fee includes leather, beads and a button. Jig sold separately.**

February 7	Friday	6:00 - 9:00
March 29	Sunday	12:30 - 3:30

Loom Beading

Weaving together geometric design with traditional Native American technique, this bracelet is as easy to wear as it is to make!

In this intermediate, two session class*, students will learn the ins-and-outs of loom beading, how to design and work up loom patterns, and different ways to finish loomed pieces.

Instructor: Trish Barnes **\$40.00**

***Registration automatically covers 2nd session**

Part 1
January 25 Saturday 6:00 - 9:00

Part 2
February 1 Saturday 6:00 - 9:00

Part 1
March 20 Friday 6:00 - 9:00

Part 2
March 27 Friday 6:00 - 9:00

Class Policies

Buy Nothing

All materials and tools are provided in class and are covered by the class fee

Youth Classes

Enrollment begins at 9 years old*

*Excludes Butane Torch classes and classes that require Butane Torch experience

Cancellations & Refunds


Contact within 48 hours to receive a full refund

Student Discount

Save 10% on class day purchases

206 523 0530

info@beadworldnw.com



SEED BEAD CLASSES



Beginning Peyote Stitch

Peyote stitch is an off loom bead weaving technique which creates a versatile interlocking beadwork fabric. Simple to learn, this stitch can be used to embellish objects of any size and shape, create stand-alone sculptures, and design beautiful, wearable works of art.

In this class you will learn the basics of flat peyote stitch and practice your skills with the classic tube bead. Designing, starting and finishing peyote projects are also covered.

Instructor: Trish Barnes

\$35.00

January 24

Friday

6:00-9:00

March 1

Sunday

12:30 - 3:30



Beginning Brick Stitch

Named for the horizontal stacks of beads that resemble bricks stacked in a wall, this offloom technique can be used to embellish objects of any size and shape, create stand-alone sculptures, and design highly detailed pieces.

In class, you will learn the basics of this versatile stitch and practice your skill by crafting a pair of fringed triangle earrings. Reading and designing patterns will also be covered.

Instructor: Trish Barnes

\$35.00

January 26

Sunday

12:30 - 3:30



Advanced Brick Stitch

Build upon your brick stitch skills with increases, decreases, and how to bring them together to create one-of-a-kind charms!

In this advanced seed bead class, you will learn how to add and subtract beads as you weave, an essential part of following and designing patterns. Practice these skills in combination to weave a pair of fabulous feather earrings!

Instructor: Trish Barnes

\$40.00

February 16

Sunday

2:30 - 5:30

Private Classes with Trish Barnes

Seed Beads, Bead Embroidery and Jewelry Design a specialty

Personalized Lesson Plans

Learn the skills you want at a time and pace that works for you

One-on-One and Small Group Instruction

Schedule a class just for you or up to 3 people:

\$45.00 an hour*

*Typical class length is 2 hours

[facebook](#)

Barnes [Beadwork & Crafts](#)

[contact](#)

206 551 3494

WIRE CLASSES

Wire I

Learn your wirework fundamentals with the Basic Loop!

Familiarize yourself with wire types, tools and techniques as you create earrings, pendants, bracelets and more.

Instructor: Christina Bengtson **\$30.00**

January 12 Sunday 12:30-3:30

February 21 Friday 6:00-9:00

March 22 Sunday 12:30-3:30

Wire II

Now that you're comfortable working with wire, it's time to advance to wire wrapping.

In this intermediate level class, students will learn to wrap teardrop and top-drilled beads, form strong bails for heavy and awkward pendants, and craft rosary chain with the Wire Wrapped Loop.

Instructor: Christina Bengtson

Prerequisite: Wire I **\$40.00**

January 18 Saturday 10:30 - 1:30

February 23 Sunday 11:00 - 2:00

Wire Working: Beyond the Basics

Ready to take your wirework to a new level? This fast-paced class is designed for experienced wire students looking to expand their skill sets.

With a wide range of new techniques, including wire-twisting, scrolling and coiling, students will craft a collection of custom wire earrings, pendants and components. A favorite tool, the hammer, will also be introduced.

Instructor: Christina Bengtson

Prerequisite: Wire II **\$55.00**

March 14 Saturday 11:00 - 3:30



WIRE CLASSES 2

Wire Coiling & Bezeling

Create your own unique wire elements with two exciting new techniques!

In this intermediate wire class, students will cover both hand and machine coiling and a unique way to create a bezel - a setting for beads and/or stones - out of wire.

Instructor: Christina Bengtson

Prerequisite: Wire II

\$45.00

February 29 Saturday 11:00-3:00

The Altered Key

Go beyond the simple key-on-a-chain style with a skeleton key of your own design!

In this advanced wire class, students will incorporate wire coiling, bezeling and weaving skills to elevate any key to a personalized work-of-art.

Keys will be supplied, but feel free to bring any keys you'd like to work with.

Instructor: Christina Bengtson

Prerequisites: Wire II &
Wire Coiling and Bezeling

\$55.00

March 28 Saturday 11:00 - 3:30

METAL CLASSES

Easy Metal Etching

Make your drawings bloom on metal in this quick-and-easy metal etching class!

Students will transfer hand-drawn and rubber-stamp images onto metal blanks, and then learn to work with ferric chloride, a low-tech etching solution that works in minutes.

Once pieces are finished, students will learn to incorporate them into jewelry.

How to set up a 'kitchen-friendly' metal etching station at home will also be covered.

Feel free to bring rubber stamps, and please wear play clothes.

Instructor: Christina Bengtson

\$55.00

March 7 Saturday 11:00-3:00



Private Classes with Christina Bengtson
Wire, Metal, Hot and Cold Connections a specialty

contact
206 290 0933

Personalized Lesson Plans

Learn the skills you want at a time and pace that works for you

One-on-One and Small Group Instruction

Schedule a class just for you or up to 3 people:

\$45.00 an hour*

Call to schedule a class designed around you!

*Typical class
length is 2 hours

METAL CLASSES

Introduction to the Jeweler's Saw

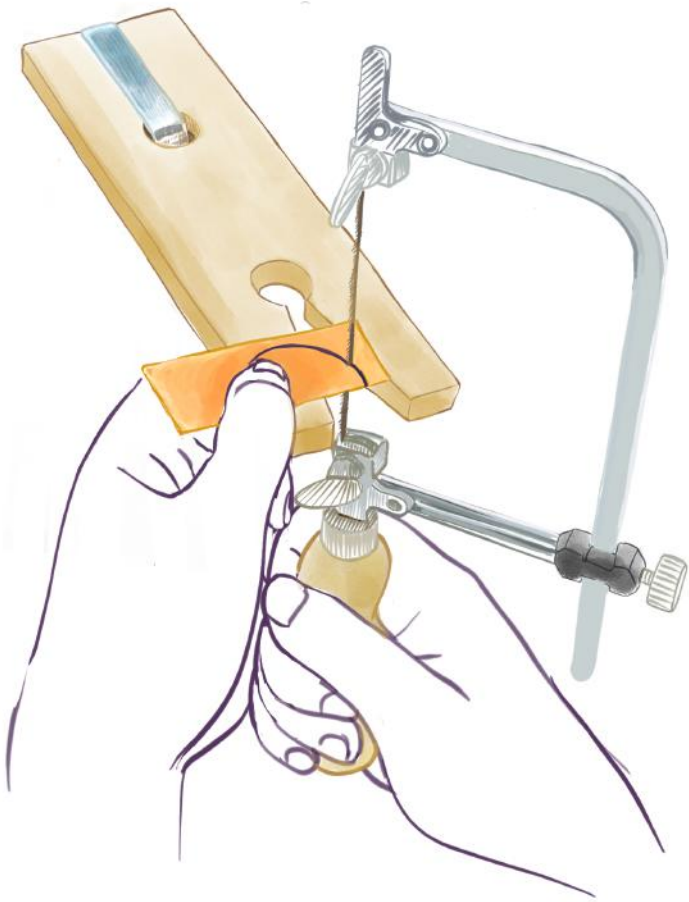
Add a new dimension to your work with custom metal shapes!

In this fundamental metalworking class, students will be introduced to the jeweler's saw and a wide range of other metalsmith tools - including shears, hole-punches and jeweler's files - then learn to cut basic shapes from sheet metal and blanks.

Manufacturing jump-rings and finishing techniques will also be covered.

Instructor: Christina Bengtson **\$35.00**

January 17 Friday 6:00 - 9:00



Upcycled Tin Jewelry

In this incredibly fun and easy earring class, students will repurpose metal containers once used to store cookies, tea, coffee, tobacco, candies, etc., into colorful, light-weight jewelry elements.

Students will learn how to properly deconstruct a tin, cut, pierce, file, and connect shapes into one of a kind earrings, necklaces or bracelets.

Tins will be available for use in class but feel free to bring your own.

Please also bring a pair of inexpensive gardening gloves - the kind with rubber palms work great!

Instructor: Christina Bengtson **\$35.00**

February 2 Sunday 10:30-1:30



Riveting I: Stacked & Riveted Earrings

Create a striking pair of earrings without solder or glue!

In this beginner cold connection class, students will layer, dap and rivet metal blanks together into 3-dimensional components, then build custom connections with heavy gauge wire.

Working with repurposed tin will also be covered.

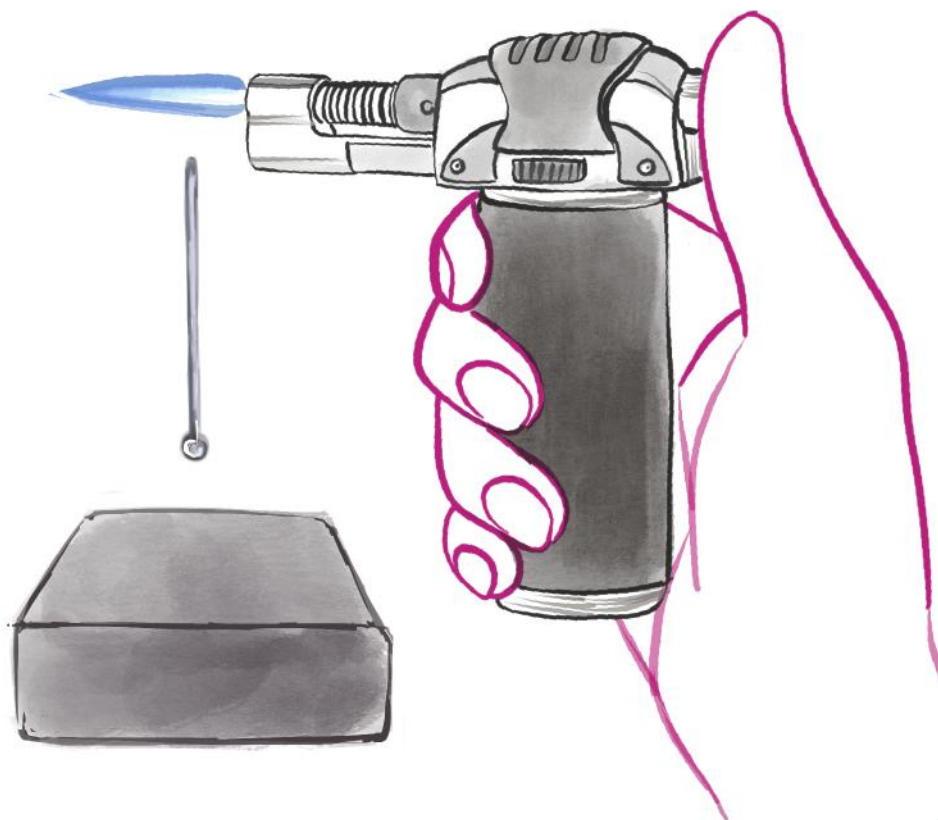
Instructor: Christina Bengtson **\$45.00**
Prerequisite: Wire I experience

February 16 Sunday 10:30-1:30



FIRE CLASSES

Introduction to the Butane Torch



Learn to safely use flame in this introductory metal forging class!

Get comfortable using the butane torch in your designs and create one-of-a-kind elements out of fine silver, sterling and copper wire.

Instructor: Christina Bengtson **\$45.00**

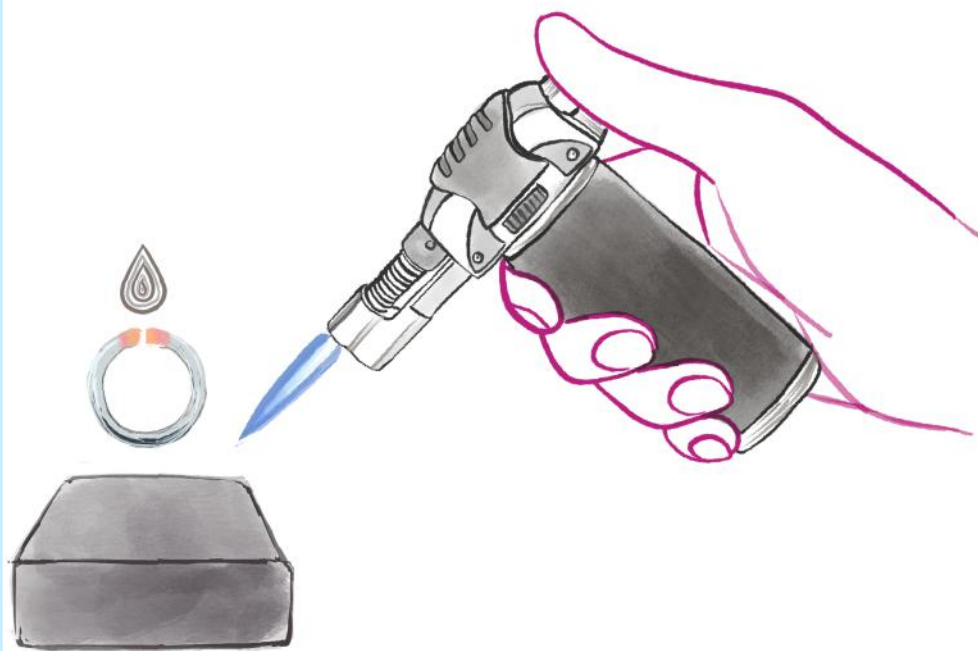
Prerequisite: For students 18+

January 11 Saturday 10:30-1:30

February 1 Saturday 12:00-3:00

March 8 Sunday 11:00 - 2:00

Introduction to Jewelry Soldering



Permanently connect silver and copper components at home with this introductory hot connection class!

Students will learn basic soldering equipment, safety and how set up a home soldering station, then advance to cover the types of solder and their applications.

Instructor: Christina Bengtson **\$50.00**

Prerequisite: Butane Torch experience
For students 18+

January 19 Sunday 11:00 - 2:00

Soldered Hearts



The classic heart shape is popular in jewelry, art, and crafts of many kinds.

In this advanced soldering class, students will combine and practice butane torch skills to shape hearts from silver and copper wire in a variety of gauges.

Tools, metals and consumable solutions are provided, but feel free to bring any silver/copper wire you'd like to incorporate.

Instructor: Christina Bengtson **\$50.00**

Prerequisite: Jewelry Soldering experience
For students 18+

February 8 Saturday 11:00 - 3:00

FIRE CLASSES 2

Introduction to Sweat Soldering

Stack and solder your orphan metals into layered, mixed metal pendants in this intermediate soldering class!

Students will learn to select the right solders, pickle solutions and torch settings to build unique metal pieces through multi-operation sweat soldering.

Feel free to bring your spare stampings!

Instructor: Christina Bengtson

Prerequisite: Butane Torch experience **\$55.00**
For students 18+

February 15 Saturday 11:00 - 3:00

Textured Bi-Metal Fusing I

A great use for silver scraps, learn to fuse fine and sterling silver pieces to copper blanks without solder!

In this intermediate hot connection class, students will create a variety of textures and patterns for earrings, pendants and other original components.

Instructor: Christina Bengtson

Prerequisite: Butane Torch experience **\$50.00**
For students 18+

February 22 Saturday 11:00 - 3:00

Bezel Settings for Cabochons

In this intermediate level soldering class, students will learn to cut, size, solder and set cabochons in bezel settings.

This is a fundamental metal smithing technique that lends itself to many variations. Students will also learn to solder premade bezels.

Instructor: Christina Bengtson

Prerequisite: Jewelry Soldering Experience **\$60.00**
For students 18+

March 21 Saturday 11:00-4:00

